


## Writing

### **Our Text:**

The Lighthouse Keepers Lunch  
By Ronda and David Armitage.



### **Our GPS:**

To write complex sentences using when, if and because.

### **Final Written Outcome:**

To write a diary entry.

## Science

### **Making Connections: Fairytale Science:**

- To compare and describe the different animal groups.
- To describe the properties of a material.
- To describe the properties of everyday materials.
- To use touch to observe and describe.

### **It's my time to shine:**

To create a wanted poster for a fairy-tale creature.



## **Class 2**

### Learning Overview Block 6

#### PE

Attack, defend and shoot  
Basketball.

#### Music

To read and clap a rhythm based on a phrase from a story.  
To hear, write and clap rhythms based on a phrase from a story.  
To use a rhythm in different ways to demonstrate structure.  
To create a structure using rhythmic patterns.

- To perform a group composition.

#### RE

- To describe what makes a place of worship special.
- To understand how a mosque helps some Muslims to pray.
- To understand how a church helps some Christians to pray.
- To understand why some Sikhs visit the gurdwara.
- To understand why some Sikhs visit the gurdwara.

## Maths

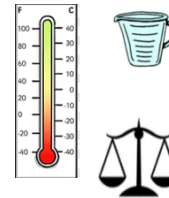
### **Time:**

- Months and days
- Hours, minutes and seconds
- O'clock and half past
- Quarter past
- Tell time past the hour
- Quarter to
- Tell the time to the hour
- Tell the time to 5 minutes
- Minutes in an hour
- Hours in a day
- Time problems



### **Mass, capacity and temperature:**

- Compare mass
- Measure in grams
- Measure in kilograms
- Four operations with mass
- Compare volume and capacity
- Measure in millilitres
- Measure in litres
- Four operations with volume and capacity
- Temperature



### **Position and Direction:**

- Language of position
- Describe movement
- Describe turns
- Describe movement and turns



## PSHE

### **Transition - going over Gaps identified.**

- Communicating with adults.
- Keeping safe
- Emergency services
- Secrets and surprises
- Appropriate contact
- Body parts

## Art

### **Painting and mixed media: Life in Colour**

- To develop knowledge of colour mixing.
- To know how texture can be created with paint.
- To use paint to explore texture and pattern.
- To evaluate and improve artwork.

#### **It's my time to shine:**

To compose a collage, choosing and arranging materials for effect.




## History

### **What is a monarch?**

- To discover the role of the monarch in the UK.
- To understand how someone becomes King or Queen by looking at coronations.
- To describe how the monarchy has changed by comparing Charles III and William the Conqueror.
- To identify similarities and differences between different castle types.
- To analyse how effective castles were by exploring their features.

#### **It's my time to shine:**

To create a perfect monarch and castle.



## Phonics - Year 1

### **Schofield and Sims - My letters and sounds scheme**

#### **Sounds that will be taught:**

Week 1: kn, gn, wr, mb

Week 2: st, sc, augh, our, oar

Week 3: Alternate graphemes for /ai/

Week 4: Reviewing graphemes for /sh/

Week 5: /zh/ 'su' and 'si'

Week 6: Reviewing GPCs.

#### **Tricky words that will be taught:**

Week 1: people, our

Week 2: friend, once

Week 3: two, move, improve

Week 4: could, would, should

Week 5: suffixes -ment, -ness, -ly

Week 6: suffixes -ed, -er, -est, -es

\*Year 1 reading books correspond with their phonics learning and are changed every Friday\*

## Guided Reading - Year 2

Grammarsaurus reading scheme looking at understanding different vocab, retrieval skills and inference skills using different texts.

#### **Week 1 and 2:**

Florence Nightingale

#### **Week 3 and 4:**

The caterpillar and the Tadpole

#### **Week 5 and 6:**

Visit London

## Computing

- To locate features on an interactive map.
- To create a digital drawing.
- To input data into a spreadsheet.
- To create algorithms for healthy plant growth.
- To retrieve data from spreadsheets.